

- 第三站第四題
- 檢查及調整汽門腳間隙
- 規範及扭力值請查閱修護手冊

認 見

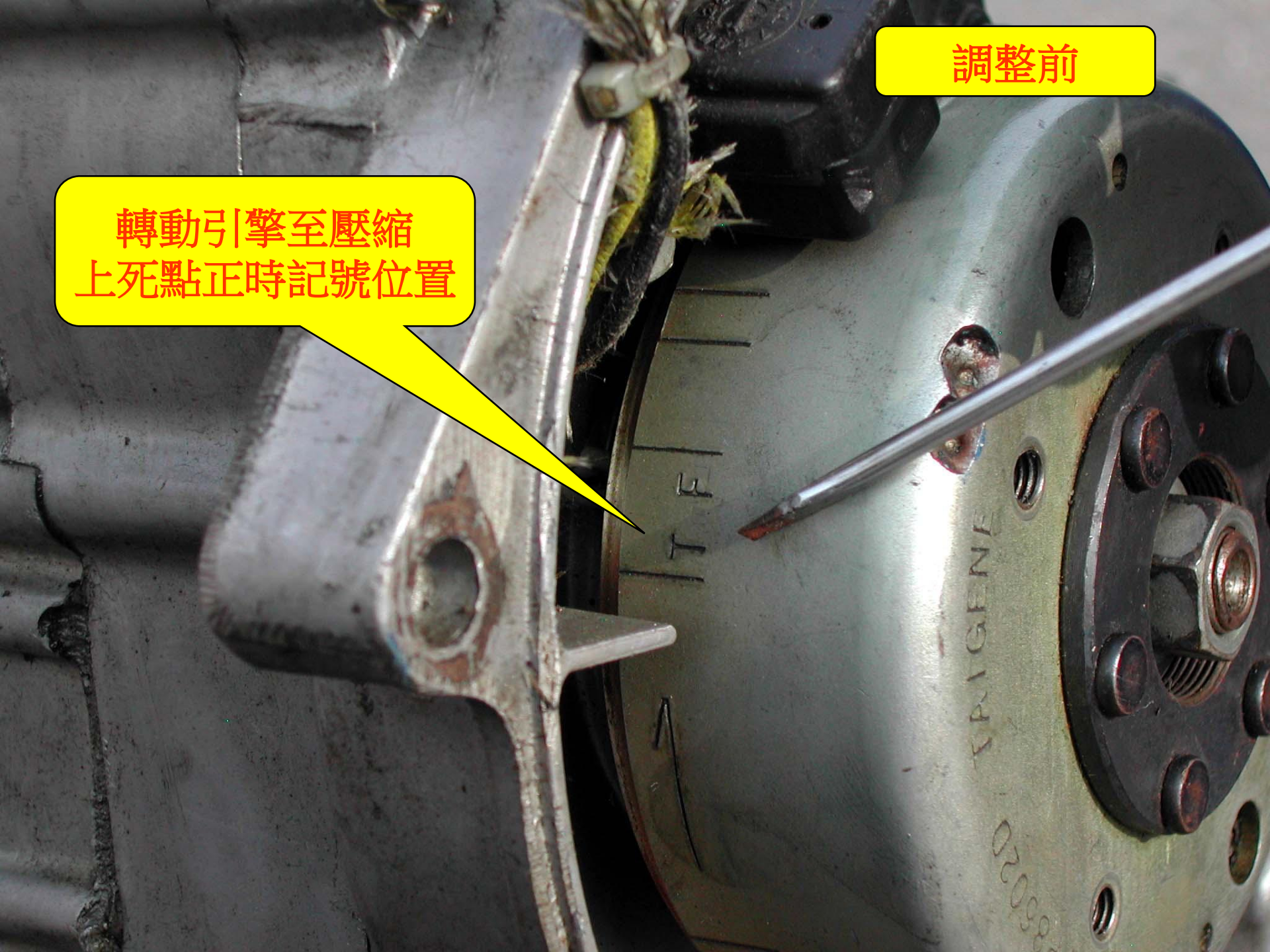
調整前

取下搖臂室蓋



調整前

轉動引擎至壓縮  
上死點正時記號位置





大洞向上

This image shows a close-up of a motorcycle engine's timing cover. A yellow callout bubble points to a large circular hole on the left side of the cover. Another yellow callout bubble points to a small hole on the right side of the cover. The engine is made of metal and has various bolts and components visible. The background is blurred.

檢查凸輪齒輪兩  
小洞與汽缸蓋平行


This image shows a close-up of a motorcycle engine's timing cover. A yellow callout bubble points to a small hole on the right side of the cover. The engine is made of metal and has various bolts and components visible. The background is blurred.

調整前

This image shows a close-up of a motorcycle engine's timing cover. A yellow callout bubble points to a small hole on the right side of the cover. The engine is made of metal and has various bolts and components visible. The background is blurred.

調整前

量汽門腳  
間隙



調整後

拆下搖臂室  
蓋週邊附件



調整後

取下搖臂室蓋  
螺絲及搖臂  
室蓋



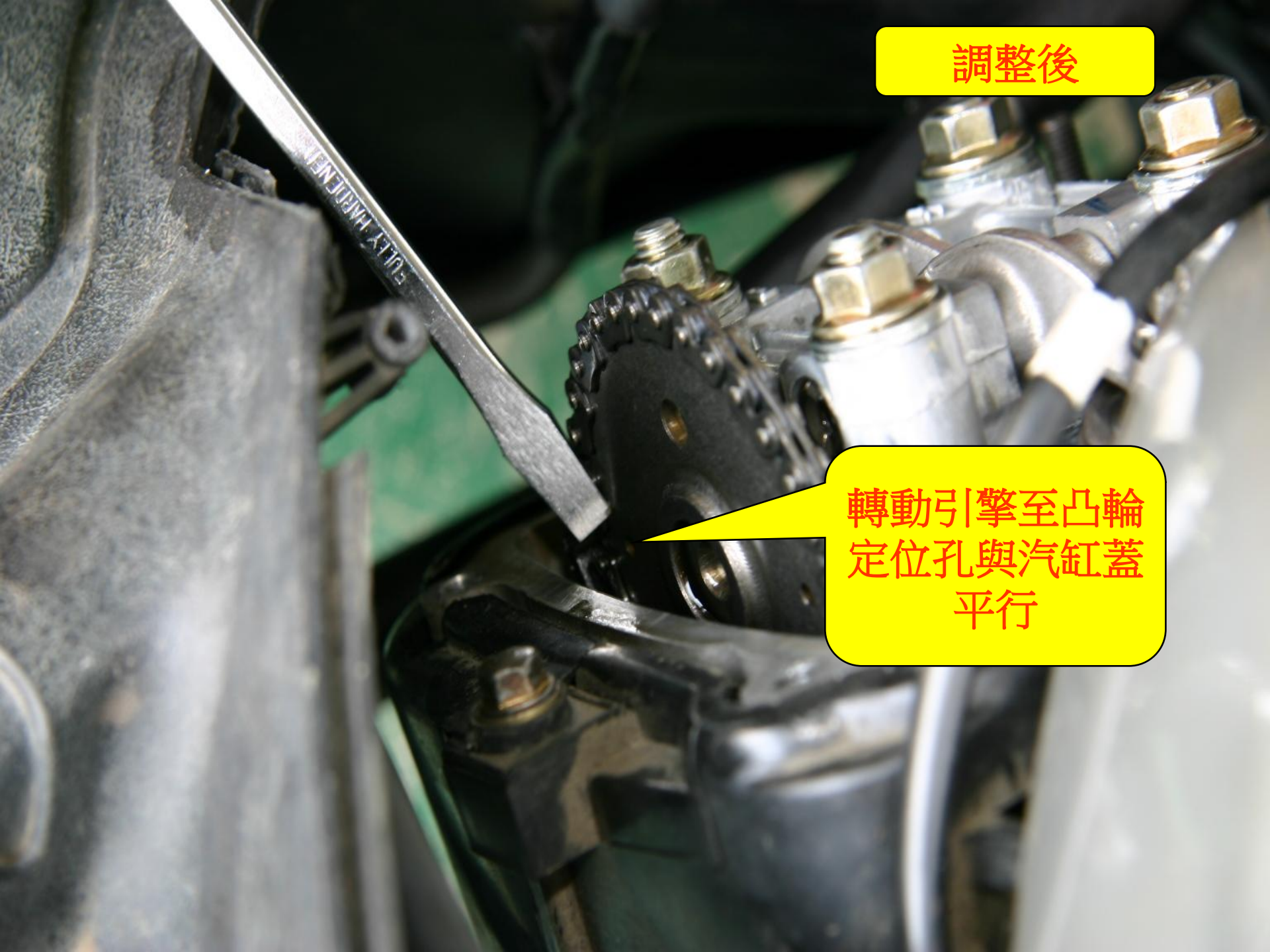
A detailed close-up photograph of an engine's internal timing mechanism. The image shows the timing chain, camshaft, and various adjustment components. A yellow callout box in the top right corner contains the text '調整後' (After adjustment). A yellow speech bubble on the right side contains the text '轉動引擎至凸輪定位孔與汽缸蓋平行' (Turn the engine so the camshaft alignment hole is parallel to the cylinder head).

調整後

轉動引擎至凸輪  
定位孔與汽缸蓋  
平行

調整後

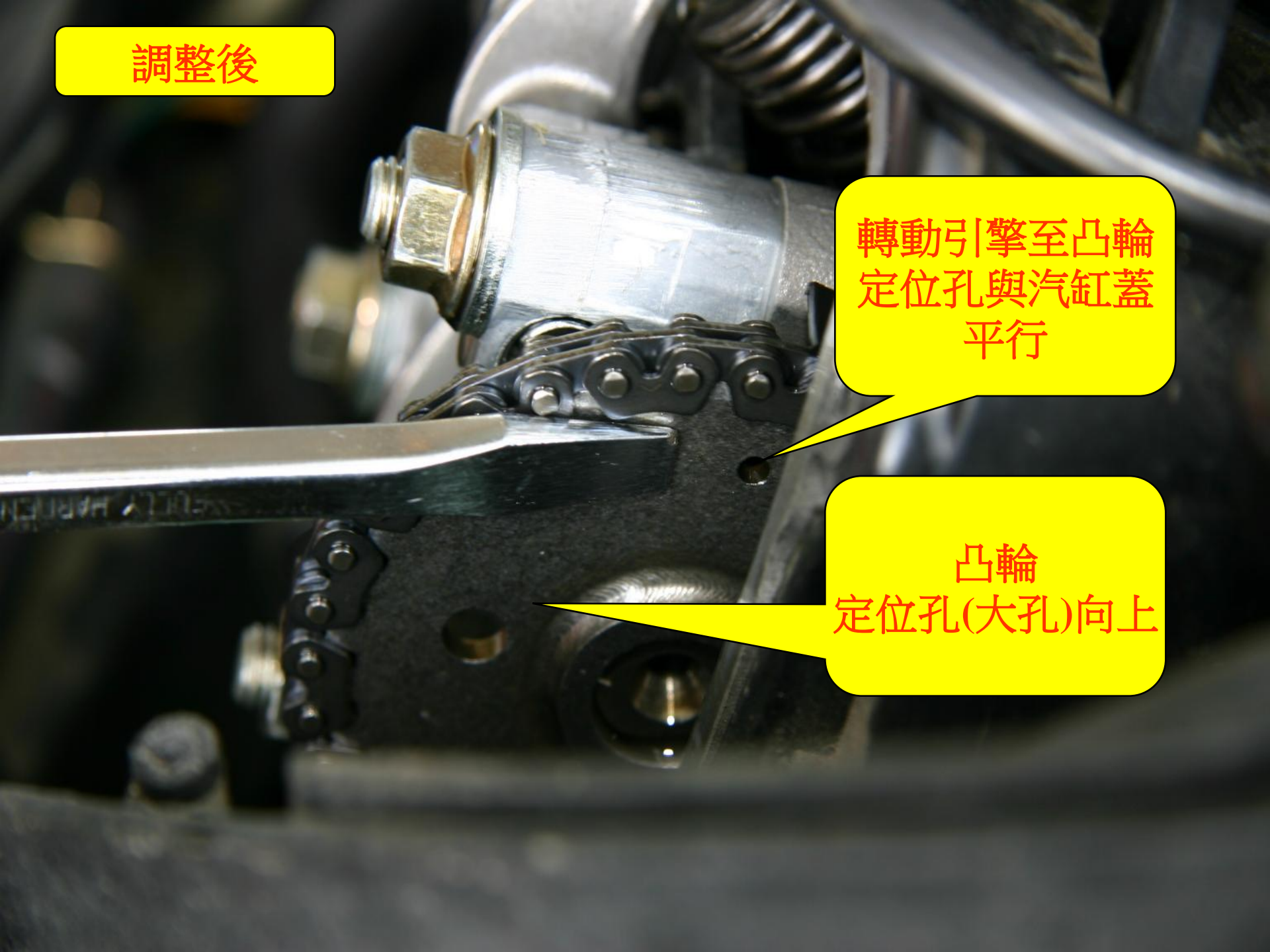
轉動引擎至凸輪  
定位孔與汽缸蓋  
平行



調整後

轉動引擎至凸輪  
定位孔與汽缸蓋  
平行


凸輪  
定位孔(大孔)向上



調整後

鎖緊固定  
螺帽

調整螺絲及  
汽門間隙



A close-up photograph of a motorcycle engine. A silver torque wrench is being used to tighten a bolt on a metal component. The engine is partially covered by a white plastic fairing on the left. Various hoses and mechanical parts are visible. A yellow speech bubble is in the bottom right, and a yellow box with text is in the top right.

調整後

裝回搖臂蓋及固定螺絲  
和周邊附件後並發動引擎  
檢查漏油及間隙聲大小

- 發動引擎並檢查汽門  
間隙聲響



工作完成收拾並  
清潔工具及現場  
且擺放整齊